



Spring 2023 Individual Report FAS-GOV 1114-Law and Inequality 001 Andrew O'Donohue

Project Title: **2023 Spring Harvard FAS Course Evaluation**

Course Audience: **36**
Responses Received: **33**
Response Ratio: **92%**

Report Comments

Note:

The order that the questions appear on this report is not the same as the way the questions were displayed to students. The order has been changed to make the report more readable.

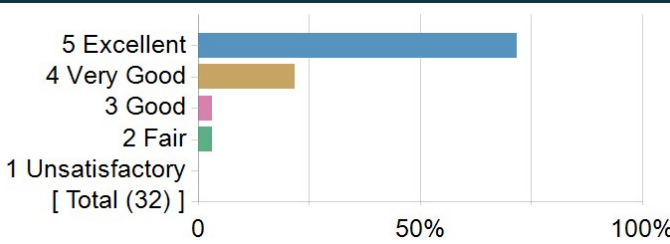
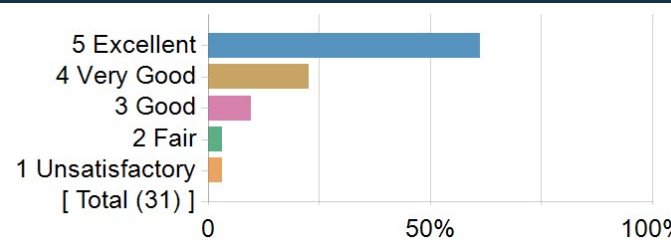
Creation Date: **Tuesday, May 16, 2023**

General Course Questions

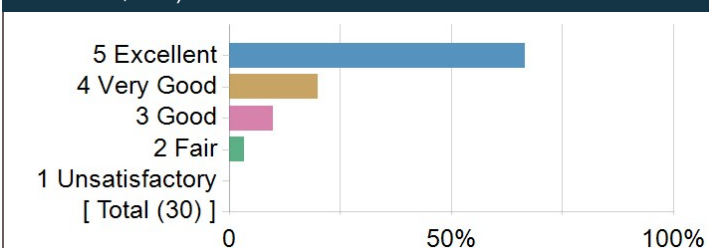
Course General Questions

	Count	Excellent	Very Good	Good	Fair	Unsatisfactory	Course Mean	Dept Mean	Division Mean
Evaluate the course overall.	32	72%	22%	3%	3%	0%	4.63	4.42	4.29
Course materials (readings, audio-visual materials, textbooks, lab manuals, website, etc.)	31	61%	23%	10%	3%	3%	4.35	4.36	4.26
Assignments (exams, essays, problem sets, language homework, etc.)	30	67%	20%	10%	3%	0%	4.50	4.31	4.15
Feedback you received on work you produced in this course	31	87%	13%	0%	0%	0%	4.87	4.22	4.14
Section component of the course	31	87%	13%	0%	0%	0%	4.87	4.35	4.24

Course

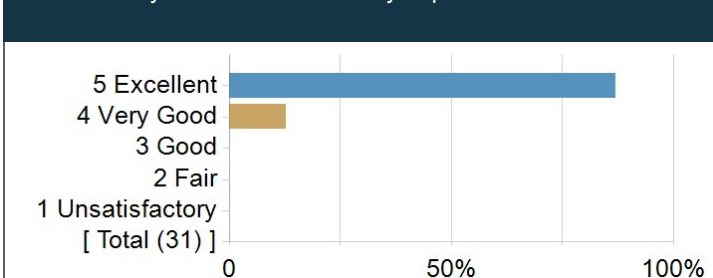
1. Evaluate the course overall.				2. Course materials (readings, audio-visual materials, textbooks, lab manuals, website, etc.)			
							
Options	Score	Count	Percentage	Options	Score	Count	Percentage
Excellent	5	23	72%	Excellent	5	19	61%
Very Good	4	7	22%	Very Good	4	7	23%
Good	3	1	3%	Good	3	3	10%
Fair	2	1	3%	Fair	2	1	3%
Unsatisfactory	1	0	0%	Unsatisfactory	1	1	3%
Statistics			Value	Statistics			Value
Response Ratio			89%	Response Ratio			86%
Mean			4.63	Mean			4.35
Median			5.00	Median			5.00
Standard Deviation			0.71	Standard Deviation			1.02

3. Assignments (exams, essays, problem sets, language homework, etc.)



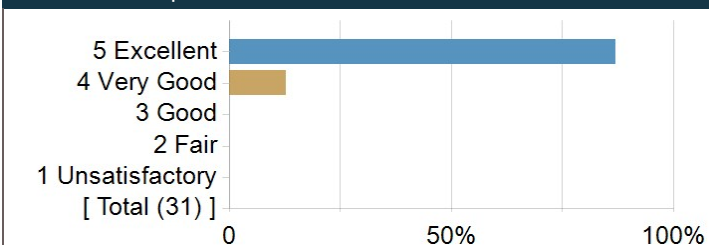
Options	Score	Count	Percentage
Excellent	5	20	67%
Very Good	4	6	20%
Good	3	3	10%
Fair	2	1	3%
Unsatisfactory	1	0	0%
Statistics			Value
Response Ratio			83%
Mean			4.50
Median			5.00
Standard Deviation			0.82

4. Feedback you received on work you produced in this course



Options	Score	Count	Percentage
Excellent	5	27	87%
Very Good	4	4	13%
Good	3	0	0%
Fair	2	0	0%
Unsatisfactory	1	0	0%
Statistics			Value
Response Ratio			86%
Mean			4.87
Median			5.00
Standard Deviation			0.34

5. Section component of the course

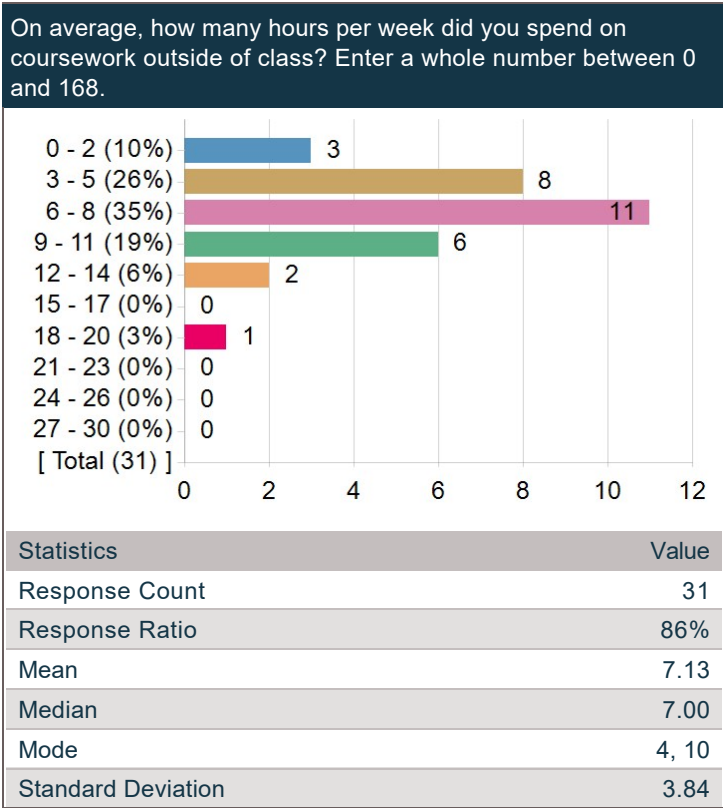


Options	Score	Count	Percentage
Excellent	5	27	87%
Very Good	4	4	13%
Good	3	0	0%
Fair	2	0	0%
Unsatisfactory	1	0	0%
Statistics			Value
Response Ratio			86%
Mean			4.87
Median			5.00
Standard Deviation			0.34

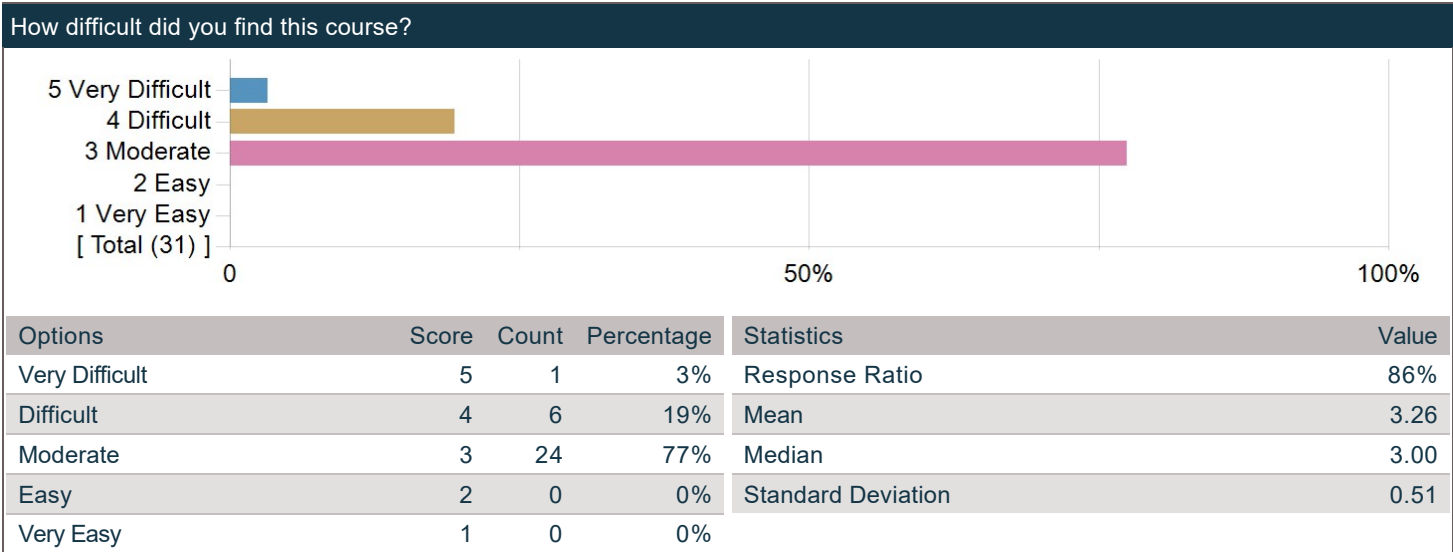
Requirements - What did this course require of you?

On average, how many hours per week did you spend on coursework outside of class? Enter a whole number between 0 and 168.

Frequency chart and mean excludes students who answered 31 or more hours.

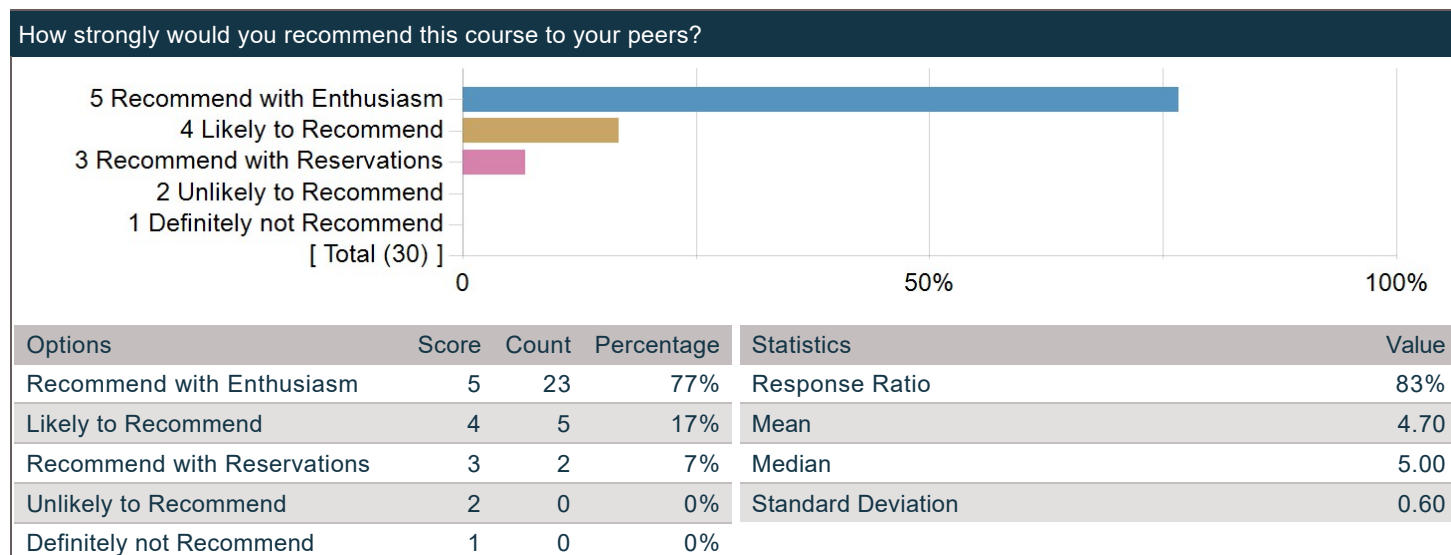


How difficult did you find this course?



What was/were your reason(s) for enrolling in this course? (Please check all that apply)

Options	Count
Elective	14
Concentration or Department Requirement	20
Secondary Field or Language Citation Requirement	3
Undergraduate General Education Requirement	0
Expository Writing Requirement	0
Foreign Language Requirement	0
Pre-Med Requirement	0
Divisional Distribution Requirement	1
Quantitative Reasoning with Data Requirement	0

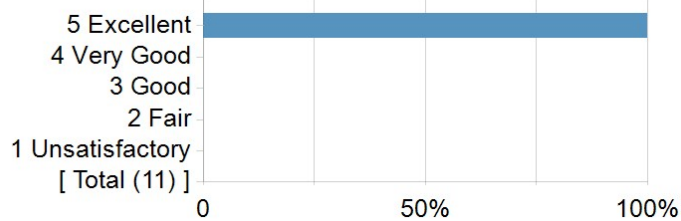
Recommendations - Would you recommend this course?**How strongly would you recommend this course to your peers?****Evaluation of Section Leaders****Section Leader Questions**

	Count	Excellent	Very Good	Good	Fair	Unsatisfactory	Instructor Mean	Dept Mean	Division Mean
Evaluate your Section Leader overall.	11	100%	0%	0%	0%	0%	5.00	4.61	4.58
Gives effective lectures or presentations, if applicable	11	100%	0%	0%	0%	0%	5.00	4.62	4.53
Facilitates discussion and encourages participation	11	100%	0%	0%	0%	0%	5.00	4.59	4.55
Is accessible outside of class (including after class, office hours, e-mail, etc.)	11	91%	9%	0%	0%	0%	4.91	4.63	4.63
Generates enthusiasm for the subject matter	11	100%	0%	0%	0%	0%	5.00	4.54	4.52
Gives useful feedback on assignments	11	100%	0%	0%	0%	0%	5.00	4.43	4.48
Returns assignments in a timely fashion	11	100%	0%	0%	0%	0%	5.00	4.40	4.48

Section Leader

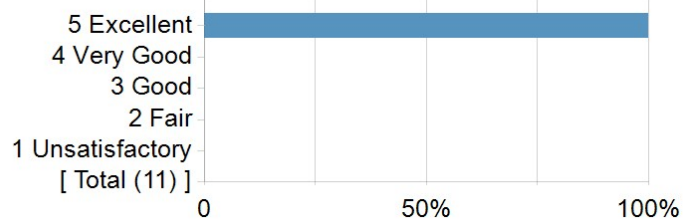
1. Evaluate your Section Leader overall.					2. Gives effective lectures or presentations, if applicable				
<p>5 Excellent 4 Very Good 3 Good 2 Fair 1 Unsatisfactory [Total (11)]</p> <p>0 50% 100%</p>					<p>5 Excellent 4 Very Good 3 Good 2 Fair 1 Unsatisfactory [Total (11)]</p> <p>0 50% 100%</p>				
Options	Score	Count	Percentage		Options	Score	Count	Percentage	
Excellent	5	11	100%		Excellent	5	11	100%	
Very Good	4	0	0%		Very Good	4	0	0%	
Good	3	0	0%		Good	3	0	0%	
Fair	2	0	0%		Fair	2	0	0%	
Unsatisfactory	1	0	0%		Unsatisfactory	1	0	0%	
Statistics				Value	Statistics				Value
Response Ratio				31%	Response Ratio				31%
Mean				5.00	Mean				5.00
Median				5.00	Median				5.00
Standard Deviation				0.00	Standard Deviation				0.00
3. Facilitates discussion and encourages participation					4. Is accessible outside of class (including after class, office hours, e-mail, etc.)				
<p>5 Excellent 4 Very Good 3 Good 2 Fair 1 Unsatisfactory [Total (11)]</p> <p>0 50% 100%</p>					<p>5 Excellent 4 Very Good 3 Good 2 Fair 1 Unsatisfactory [Total (11)]</p> <p>0 50% 100%</p>				
Options	Score	Count	Percentage		Options	Score	Count	Percentage	
Excellent	5	11	100%		Excellent	5	10	91%	
Very Good	4	0	0%		Very Good	4	1	9%	
Good	3	0	0%		Good	3	0	0%	
Fair	2	0	0%		Fair	2	0	0%	
Unsatisfactory	1	0	0%		Unsatisfactory	1	0	0%	
Statistics				Value	Statistics				Value
Response Ratio				31%	Response Ratio				31%
Mean				5.00	Mean				4.91
Median				5.00	Median				5.00
Standard Deviation				0.00	Standard Deviation				0.30

5. Generates enthusiasm for the subject matter



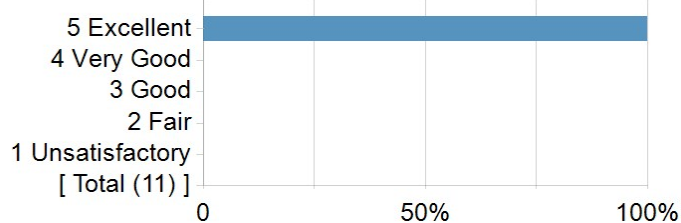
Options	Score	Count	Percentage
Excellent	5	11	100%
Very Good	4	0	0%
Good	3	0	0%
Fair	2	0	0%
Unsatisfactory	1	0	0%
Statistics			Value
Response Ratio			31%
Mean			5.00
Median			5.00
Standard Deviation			0.00

6. Gives useful feedback on assignments



Options	Score	Count	Percentage
Excellent	5	11	100%
Very Good	4	0	0%
Good	3	0	0%
Fair	2	0	0%
Unsatisfactory	1	0	0%
Statistics			Value
Response Ratio			31%
Mean			5.00
Median			5.00
Standard Deviation			0.00

7. Returns assignments in a timely fashion



Options	Score	Count	Percentage
Excellent	5	11	100%
Very Good	4	0	0%
Good	3	0	0%
Fair	2	0	0%
Unsatisfactory	1	0	0%
Statistics			Value
Response Ratio			31%
Mean			5.00
Median			5.00
Standard Deviation			0.00

Section Leader Comments

Please comment on your Section Leader's teaching.

Comments
Andrew is the best TF I've ever had.
Andrew is one of the best sections leaders I've had. He facilitates conversation in a way that allows students to participate so much but also gives clarity on key takeaways and concepts.
Andrew is hands down the best TF that I've ever had. He was always incredibly enthusiastic and friendly. This attitude made students feel comfortable and engaged to facilitate great discussions in section. When giving feedback, he did a great job of praising what we did well while also pointing out what could be improved. Lastly, he seemed genuinely interested in getting to know us and our interests, thought processes, etc. which made me feel cared for and valued as a student taking the course.
It's difficult to believe that this was Andrew's first time as a TF. He was excellent at generating questions and facilitating discussions, and his enthusiasm for and knowledge on the subject matter made sections very enjoyable.
Andrew was an amazing section leader! He had a lot of enthusiasm and made section less intimidating im even though we had a lot of cold calling. The best section I had this semester.
I can not say enough good things about Andrew! He was AMAZING! While I didn't have Uma, she was too. They both were so excited and enthusiastic about the content, and it definitely rubbed off on us.
My favorite aspect of Andrew's teaching style is the "warm calling" he uses during section to encourage participation.
Andrew O'Donohue was an amazing section leader! I often had many points of confusion on the readings, and he was very good at leading sections in a way that cleared things up and helped me understand the course much better. He was also very prompt in responding to emails and questions outside of class, which was extremely helpful.
Andrew was a truly fantastic TF. He was awesome at clarifying difficult concepts, applying them to the real-world, and facilitating discussion. He also remembers details about what each person in section was interested in, and would bring those things into class discussion. He was also incredibly helpful on all assignments and gave really awesome feedback. Overall a fantastic teacher and human.